

Swedbank Pension Fund V30 (Balanced strategy)

Factsheet | Data as of 31 October 2024

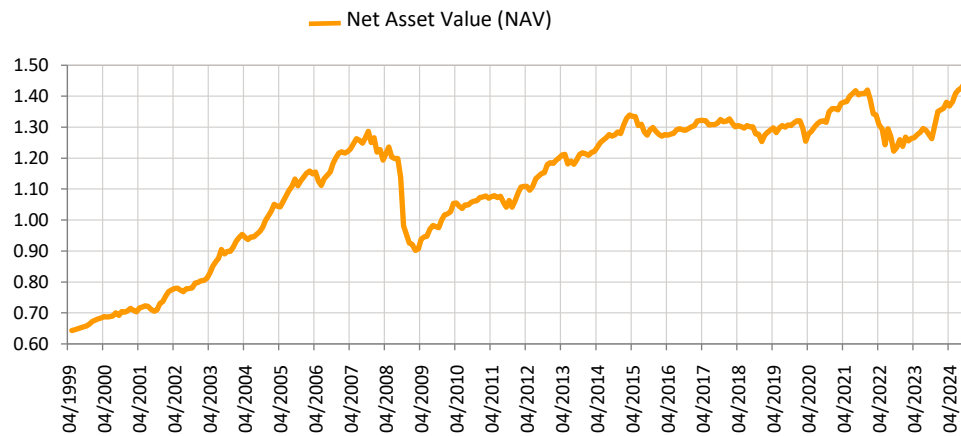
Investment principles

The Fund is a voluntary pension fund. Its main purpose is to provide the Funds' unit holders with additional income in addition to the state pension after reaching the retirement age. Up to 30% of the Fund's assets may be invested in instruments with equity risk, with the remaining portion of the Fund's assets invested in bonds, money market instruments, deposits, immovables and other assets permitted by legislation.

Fund information

Fund Management Company	Swedbank Investeerimisfondid AS
Portfolio Managers	Ene Õunmaa, Katrin Rahe, Pertti Rahnel
Inception year	1998
ISIN code	EE3600007530
Net Assets (AUM)	25 065 110 EUR
Net Asset Value (NAV)	1.44010 EUR
Ongoing Charge	0.95%
Subscription Fee	0%
Redemption Fee	1%

Fund performance*



Historical Performance*

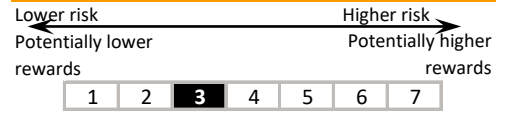
	YTD	1 month	3 months	1 year	2 years	3 years	5 years	Inception
Performance	6.7%	0.0%	1.4%	14.0%	16.7%	2.2%	10.3%	125.0%
Annualized return				14.0%	8.1%	0.7%	2.0%	3.2%
Year	2016	2017	2018	2019	2020	2021	2022	2023
Performance	1.2%	1.4%	-5.0%	5.3%	3.0%	4.4%	-12.8%	9.1%

Standard deviation of returns (over the last 3 years) 6.6%

Top 10 holdings (%)

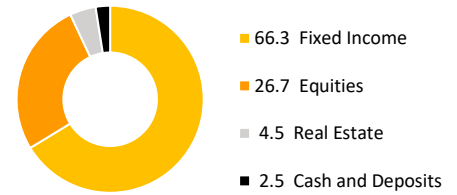
Equity portfolio	Weight
Swedbank Robur Access Global	10.7
Amundi S&P 500 Climate Net Zero Ambition Pab Ucits	4.1
Swedbank Robur Access Edge Global	4.0
Swedbank Robur Globalfond	1.0
Amundi MSCI EM ex China ESG ETF	0.9
Fixed Income portfolio	
Amundi Index Euro Corporate Sri - Ucits Etf Dr	14.9
Swedbank Robur Corporate Bond Europe High Yield A	6.9
iShares EUR High Yield Corp Bond ESG UCITS ETF	6.1
Germany Government 2.300% 15.02.2033	2.4
French Government 0.000% 25.11.2031	2.3

Risk and Reward profile

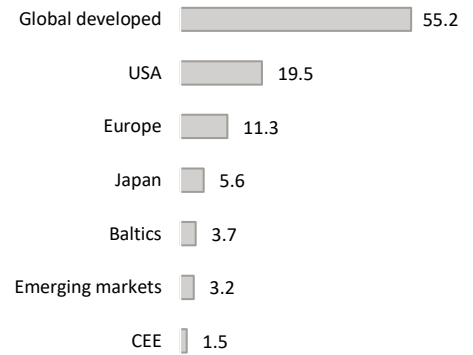


The categories specified in the risk scale are based on the fluctuation of the value of the Fund's assets or the appropriate allocation of assets during the last five years.


Asset allocation (%)



Equity region exposure (%)



Fixed Income region exposure (%)



Currency exposure (%)

