

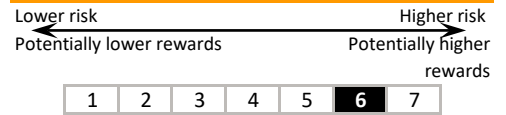
# Swedbank Pension Fund Generation 1990-99 Index

Factsheet | Data as of 31 May 2024

## Investment principles

The Fund is a fund established to allow mandatory funded pension. Its main purpose in operating is to provide the Funds' unit holders with additional income in addition to the state pension after reaching the retirement age. The assets of the Fund are predominantly invested in instruments that follow global equity indices of developed countries and bond indices consisting of investmentgrade financial instruments denominated in euros and that the management company reduces the ratio of instruments carrying equity risk in the Fund's assets over time pursuant to the conditions and prospectus of the Fund. The investment of the assets of the Fund shall take into consideration the ESG (environmental, social, governance) factors or principles of other fields of responsible and sustainable policy.

## Risk and Reward profile

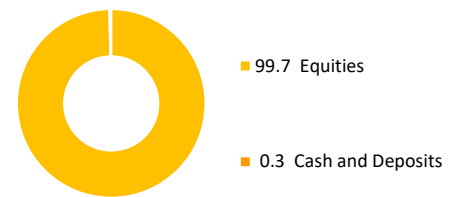


The categories specified in the risk scale are based on the fluctuation of the value of the Fund's assets or the appropriate allocation of assets during the last five years.

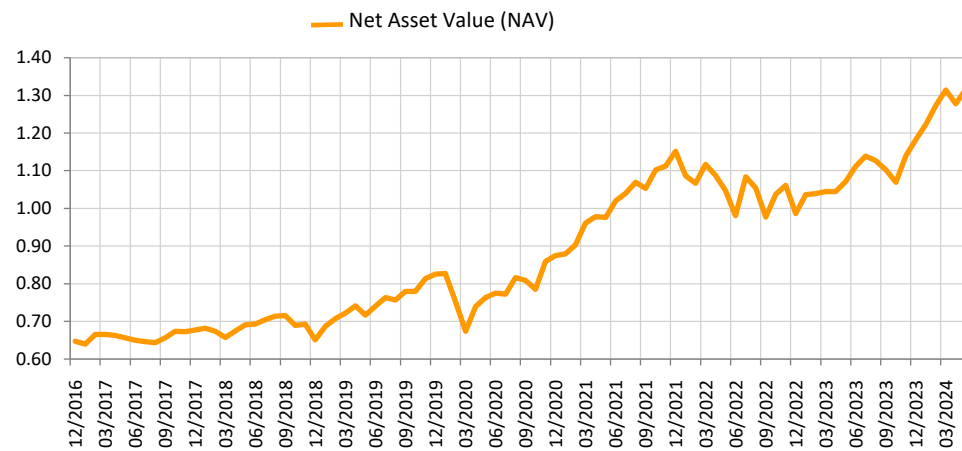
## Fund information

Fund Management Company	Swedbank Investeerimisfondid AS
Portfolio Managers	Pertti Rahnel
Inception year	2016
ISIN code	EE3600109393
Net Assets (AUM)	331 091 912 EUR
Net Asset Value (NAV)	1.31629 EUR
Ongoing Charge	0.31%
Subscription Fee	0%
Redemption Fee	0%

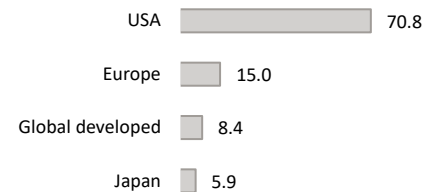
## Asset allocation (%)



## Fund performance\*



## Equity region exposure (%)



## Historical Performance\*

	YTD	1 month	3 months	1 year	2 years	3 years	5 years	Inception
Performance	11.3%	3.0%	3.4%	22.9%	25.7%	34.8%	83.6%	105.7%
Annualized return				22.9%	12.1%	10.5%	12.9%	10.1%
Year		2017	2018	2019	2020	2021	2022	2023
Performance		4.8%	-4.0%	26.9%	6.0%	31.5%	-14.3%	19.9%

Standard deviation of returns (over the last 3 years) 14.4%

## Top 10 holdings (%)

Equity portfolio	Weight
Microsoft Corp	4.6
Apple Inc	4.4
NVIDIA Corp	4.2
Amazon.com Inc	2.6
Alphabet Inc	1.8
Facebook Inc	1.7
Alphabet Inc	1.2
Berkshire Hathaway Inc	1.1
Eli Lilly & Co	1.1
Broadcom Inc	1.0

## Currency exposure (%)

